

**Medical Furniture  
Catalogue**



**SAN VIN<sup>®</sup>** India

**Believe in Quality**



## Company Profile

*Sanvin India, Delhi based Company aims to offer products of better aesthetics, innovation, durability and comfort for patient and medical fraternity. We strive to come up with new ideas and solutions so that both patients and caregivers can have a better quality and quantity of life. Sanvin has become now synonymous among medical fraternity for products of comfort and aesthetics.*

*Since the past few years, we have upgraded not only products but also backup and after sales services.*

*Sanvin India always keeps improving and seeking higher standard products. Sanvin India always develop the new products, which presents a novel appearance, exquisite workmanship, excellent quality, and was known for cost performance and competitive to all over the world.*

*In the future, Sanvin will be based at creating higher quality products, providing excellent after-sell service, help to protect human 's health. The dissemination of health, to lead the High-end future". That is the mission of Sanvin India.*



CERTIFICATE

## CERTIFICATE

*This is to Certify that*

**SANVIN INDIA**

GROUND FLOOR, BACK SIDE, PLOT KH NO 12/5, VILLAGE NANGLI, SAKRAWATI, NAJAFGARH, SOUTH WEST DELHI, INDIA

*has been independently assessed and is compliant with the requirements of:*

**ISO 50001:2018**  
(Energy Management System)

*This certificate is applicable to the following product or service ranges:*

**MANUFACTURERS OF ELECTRO-MECHANICAL OPERATING TABLES, SHADOW LESS OPERATING LIGHTS, LED O.T. LIGHT & HOSPITAL FURNITURE**

Certificate No.: SPC2166581

Date of Initial Registration: 11-12-2021

1st Surveillance audit on or before: 10-12-2022

2nd Surveillance audit on or before: 10-12-2023

Date of Re-Certification: 11-12-2024

Revision No ( ) : NA

2nd Surveillance Due: 15 June 2022

Certificate Expiry: 15 June 2023

Approved by Accreditation Forum of International Standards (AFIST) (PVT) LTD, 1 Park View Road, Levels, Ltd BDO, United Kingdom (UK). Email: info@afist.org Website: www.afist.org

The person in addition to the company representing its subject to the required standards, which will be monitored by SPC. The Certificate remains the property of SPC and must be returned immediately upon request.

To check validity of this certificate please visit [www.spcertification.co.uk](http://www.spcertification.co.uk) and [www.afist.org](http://www.afist.org)

## Certificate of Registration

**SANVIN INDIA**

G/F, Back Side Plot AT KH. NO-12/5, Village Nangli Sakrawati, Najafgarh, New Delhi-110043, India

has been assessed and Certified by Otabu Certification Pvt. Ltd. as meeting the requirements of:

**ISO 45001:2018**  
Occupational Health & Safety Management System

For the following scope of activities:

**Manufacturers of Electro-Mechanical Operating Tables, Shadow less Operating Lights, LED O.T. Light & Hospital Furniture**

Issue No : 01

Date of Registration: 16 June 2020

1st Surveillance Due: 15 June 2021

Revision No ( ) : NA

2nd Surveillance Due: 15 June 2022

Certificate Expiry: 15 June 2023

Certificate No:- 0616079320

To Verify this Certificate please visit at [www.otabucert.com](http://www.otabucert.com)

\*Validity of this certificate is subject to successful completion of surveillance audit on or before the date in case surveillance audit is not allowed to continue, the certificate shall be suspended/withdrawn. The Certificate of Registration remains the Property of Otabu Certification Pvt. Ltd. and shall be returned immediately upon request.

Otabu Certification Pvt. Ltd. K2/G Ground Floor, Green Nagar, Green Nagar, New Delhi-110059 (India)

Email:- [info@otabucert.com](mailto:info@otabucert.com) website:- [www.otabucert.com](http://www.otabucert.com)

## Certificate of Registration

**SANVIN INDIA**

G/F, Back Side Plot AT KH. NO-12/5, Village Nangli Sakrawati, Najafgarh, New Delhi-110043, India

has been assessed and Certified by Otabu Certification Pvt. Ltd. as meeting the requirements of:

**ISO 14001:2015**  
Environmental Management System

For the following scope of activities:

**Manufacturers of Electro-Mechanical Operating Tables, Shadow less Operating Lights, LED O.T. Light & Hospital Furniture**

Issue No : 01

Date of Registration: 16 June 2020

1st Surveillance Due: 15 June 2021

Revision No ( ) : NA

2nd Surveillance Due: 15 June 2022

Certificate Expiry: 15 June 2023

Certificate No:- 0616E79220

To Verify this Certificate please visit at [www.otabucert.com](http://www.otabucert.com)

\*Validity of this certificate is subject to successful completion of surveillance audit on or before the date in case surveillance audit is not allowed to continue, the certificate shall be suspended/withdrawn. The Certificate of Registration remains the Property of Otabu Certification Pvt. Ltd. and shall be returned immediately upon request.

Otabu Certification Pvt. Ltd. K2/G Ground Floor, Green Nagar, Green Nagar, New Delhi-110059 (India)

Email:- [info@otabucert.com](mailto:info@otabucert.com) website:- [www.otabucert.com](http://www.otabucert.com)

## Certificate of Registration

**SANVIN INDIA**

G/F, Back Side Plot AT KH. NO-12/5, Village Nangli Sakrawati, Najafgarh, New Delhi-110043, India

has been assessed and Certified by Otabu Certification Pvt. Ltd. as meeting the requirements of:

**ISO 9001:2015**  
Quality Management System

For the following scope of activities:

**Manufacturers of Electro-Mechanical Operating Tables, Shadow less Operating Lights, LED O.T. Light & Hospital Furniture**

Issue No : 01

Date of Registration: 16 June 2020

1st Surveillance Due: 15 June 2021

Revision No ( ) : NA

2nd Surveillance Due: 15 June 2022

Certificate Expiry: 15 June 2023

Certificate No:- 0616Q79120

To Verify this Certificate please visit at [www.otabucert.com](http://www.otabucert.com)

\*Validity of this certificate is subject to successful completion of surveillance audit on or before the date in case surveillance audit is not allowed to continue, the certificate shall be suspended/withdrawn. The Certificate of Registration remains the Property of Otabu Certification Pvt. Ltd. and shall be returned immediately upon request.

Otabu Certification Pvt. Ltd. K2/G Ground Floor, Green Nagar, Green Nagar, New Delhi-110059 (India)

Email:- [info@otabucert.com](mailto:info@otabucert.com) website:- [www.otabucert.com](http://www.otabucert.com)

## Certificate of Compliance

We hereby declare that the technical file of product class 1, complied with the requirement of the directive Medical Council Directive 93/42/EEC of June 1993

Supplier Name: **SANVIN INDIA**

Address: **G/F, Back Side Plot AT KH. NO-12/5, Village Nangli Sakrawati, Najafgarh, New Delhi-110043, India**

Product: **Electro-Mechanical Operating Tables, Shadow less Operating Lights, LED O.T. Light & Hospital Furniture**

The Certification body has performed an audit of the above product quality system covering the design, manufacture and final inspection of the certified product. The quality system has been assessed, approved and is subject to continuous surveillance according to the directive Medical Council Directive 93/42/EEC of June 1993.

This certificate is issued under the following conditions:

- It applies only to the quality system identified by the manufacturer of above referenced models and does not extend to the design or type specification/programming. If required.
- The certificate remains valid until the manufacturing conditions or the quality systems are changed.
- The certificate validity is conditioned by positive results of surveillance audits.
- After failing the required EU registration of model, it is extended condition, the manufacturer shall apply to each model of the above referenced models.
- The CE mark on the product can be used, under the responsibility of the manufacturer, after completion of an evaluation of conformity with relevant CE Directives. This statement is based on a single evaluation of one sample of above mentioned product. It does not imply an assessment of the whole production.

Date of Registration: 16 June 2020

1st Surveillance Due: 15 June 2021

2nd Surveillance Due: 15 June 2022

Certificate Expiry: subject to the company maintaining its system to the required standard. 15 June 2023

Certificate No:- 200616604

To Verify this certificate please visit at [www.otabucert.com](http://www.otabucert.com)

Otabu Certification Limited (UK)

Validity of this Certificate is subject to Annual Surveillance audits done successfully

This Certificate of Compliance remains the Property of Otabu Certification Limited and shall be returned immediately upon request.

Email:- [info@otabucert.com](mailto:info@otabucert.com) Website:- [www.otabucert.com](http://www.otabucert.com)

Suite 48, 88-90 Hatton Garden, London, EC1N 8PN, UK

## Certificate of Compliance

This is to certify that

**SANVIN INDIA**

Ground Floor, Back Side Plot KH NO. 12/5, Village Nangli Sakrawati, Najafgarh, South West Delhi, Delhi, India

Has been assessed and Certified by Otabu Certification Limited

**IEC 60601-1-2:2001**

Medical electrical equipment - Part 3-2: General requirements for safety - Collateral standard: Electromagnetic compatibility - Requirements and tests

For the following scope of activities:

**"Manufacturers of All Electro-Mechanical Operating Tables, Shadow less Operating Lights, LED O.T. Light & Hospital Furniture"**

Date of Registration: 29 October 2020

1<sup>st</sup> Surveillance Due: 28 October 2021

2<sup>nd</sup> Surveillance Due: 28 October 2022

Recertification due (subject to the company maintaining its system to the required standard): 28 October 2023

Certificate Number: 301291020

Validity of this certificate can be verified at [www.otabucert.com](http://www.otabucert.com)

Otabu Certification Limited (UK)

Validity of this Certificate is subject to Annual Surveillance audits done successfully

This Certificate of Compliance remains the Property of Otabu Certification Limited and shall be returned immediately upon request.

Suite 48, 88-90 Hatton Garden, London, EC1N 8PN, UK

CERTIFICATE

## Certificate of Registration

*This is to certify that*

**SANVIN INDIA**

G/F, Back Side Plot AT KH. NO-12/5, Village Nangli Sakrawati, Najafgarh, New Delhi-110043, India

has been assessed and certified by Otabu Certification Limited as meeting the requirements of:

**ISO 13485: 2016**  
Quality Management System for Medical Devices

For the following activities:

**Manufacturers of Electro-Mechanical Operating Tables, Shadow less Operating Lights, LED O.T. Light & Hospital Furniture**

Date of Registration: 16 June 2020

1st Surveillance Due: 15 June 2021

2nd Surveillance Due: 15 June 2022

Recertification Due: 15 June 2023

Certificate No:- 200616602

To Verify this certificate please visit at [www.otabucert.com](http://www.otabucert.com)

Otabu Certification Limited (UK)

Validity of this Certificate is subject to Annual Surveillance audits done successfully

This Certificate of Registration remains the Property of Otabu Certification Limited and shall be returned immediately upon request.

Email:- [info@otabucert.com](mailto:info@otabucert.com) Website:- [www.otabucert.com](http://www.otabucert.com)

Suite 48, 88-90 Hatton Garden, London, EC1N 8PN, UK

## Certificate of Compliance

This is to certify that

**SANVIN INDIA**

G/F, Back Side Plot AT KH. NO-12/5, Village Nangli Sakrawati, Najafgarh, New Delhi-110043, India

has been successfully implemented the Quality management system and found working satisfactorily as per the norms of "Good Manufacturing Practice" as laid down by "World Health Organisation" which has been in conformance to the requirements of

**WHO-GMP**

For the following scope of activities:

**Electro-Mechanical Operating Tables, Shadow less Operating Lights, LED O.T. Light & Hospital Furniture**

This certificate is issued under the following conditions:

- It applies only to the quality system implemented at the manufacturer of above referenced Models Products.
- The certificate remains valid until the manufacturing conditions or the quality systems are changed and is subject to continuous surveillance according to the WHO-GMP guidelines.
- The certificate validity is conditioned by positive results of surveillance audits.

Date of Registration: 16 June 2020

1st Surveillance Due: 15 June 2021

2nd Surveillance Due: 15 June 2022

Certificate Expiry: subject to the company maintaining its system to the required standard. 15 June 2023

To Verify this certificate please visit at [www.otabucert.com](http://www.otabucert.com)

Otabu Certification Limited (UK)

Validity of this Certificate is subject to Annual Surveillance audits done successfully

This Certificate of Compliance remains the Property of Otabu Certification Limited and shall be returned immediately upon request.

Email:- [info@otabucert.com](mailto:info@otabucert.com) Website:- [www.otabucert.com](http://www.otabucert.com)

Suite 48, 88-90 Hatton Garden, London, EC1N 8PN, UK

# AVAILABLE ON

**GeM**  
Government e Marketplace

Efficient • Transparent • Inclusive

सत्यमेव जयते

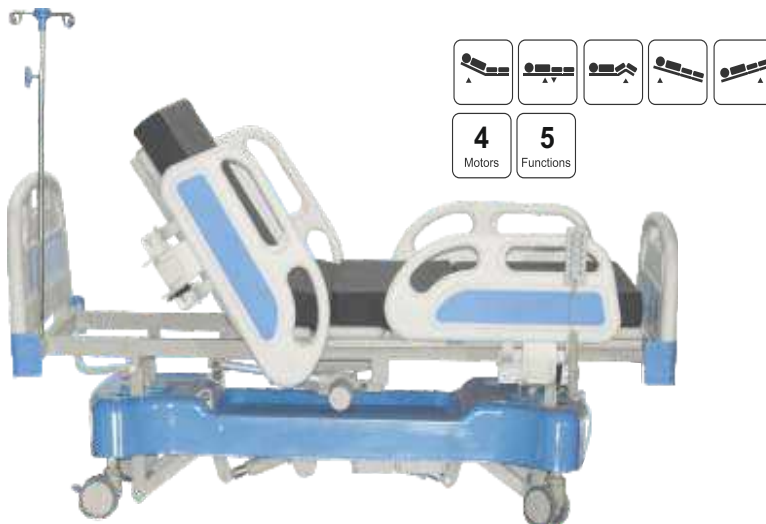
## SIX FUNCTIONS ELECTRIC ICU BED



### SV – 101 (E) PREMIUM

- Frame work made of strong Rectangular CRCA pipe.
- Four section top made of perforated ABS structure
- Back Rest, Knee Rest, TB, RTB, 6 Cardiac Chair Position & Hi-Low Position operated with hand remote & nurse control panel.
- Heavy duty ABS curved Head & Foot Panel with attached buffer.
- Heavy duty ABS full length Tuck away safety side rails with angle indicator on both side.
- Nurse Control panel which operate all functions with electronic CPR & provision for locking positions of bed.
- Single Button Cardiac Chair Position On Nurse Panel
- Battery backup option for uncertain power cut.
- Bed mounted on 125mm Dia double tier Castors (2 with Brakes)
- S.S telescopic IV Rod with 4 foldable hooks.
- Provision for Mattress guard & urine bag holder on both side.
- 4" Thick Medical Grade Mattress of 40 Density.
- Fibre base cover to protect from dust.
- Overall Apprx. Size : 2200L X 1000W X 600-800H mm.
- Finish :- Epoxy powder coated .

## FIVE FUNCTIONS ELECTRIC ICU BED



### SV – 101 (E) DELUXE

- Frame work made of strong Rectangular CRCA pipe.
- Four section top made of CRCA sheet.
- Back Rest , Knee Rest , TB , RTB & Hi-Low Position operated with hand remote only.
- ABS Head & Foot Panel.
- ABS Tuck away safety side rails.
- Bed mounted on 125mm Dia double tier Castors (2 with Brakes)
- S.S telescopic IV Rod with 4 foldable hooks.
- Provision for Mattress guard & urine bag holder on both side.
- 4" Thick Medical Grade Mattress of 40 Density.
- Fibre base cover to protect from dust .
- Overall Apprx. Size : 2200L X 1000W X 600-800H mm.
- Finish :- Epoxy powder coated .

## FIVE FUNCTIONS ELECTRIC ICU BED

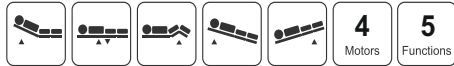


### SV – 101 (E) STANDARD

- Frame work made of strong Rectangular CRCA pipe.
- Four section top made of CRCA sheet.
- Back Rest , Knee Rest , TB , RTB & Hi-Low Position operated with hand remote only.
- Heavy duty ABS Head & Foot Panel.
- Heavy duty ABS Tuck away safety side rails with angle indicator.
- Bed mounted on 125mm Dia double tier Castors ( 2 with Brakes)
- S.S telescopic IV Rod with 4 foldable hooks.
- Provision for Mattress guard & urine bag holder on both side.
- 4" Thick Medical Grade Mattress of 40 Density.
- Overall Apprx. Size:-2200L X 1000W X 600-800H mm.
- Finish : Epoxy powder coated.



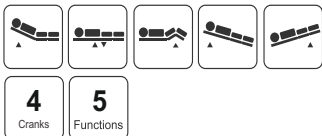
## FIVE FUNCTIONS ELECTRIC ICU BED



### SV – 101 (E) GENERAL

- Frame work made of strong Rectangular CRCA pipe.
- Four section top made of CRCA sheet.
- Back Rest , Knee Rest, TB, RTB & Hi-Low Position operated with hand remote only.
- ABS Head & Foot Panel.
- Collapsible side rails.
- S.S telescopic IV Rod with 4 foldable hooks.
- Provision for urine bag holder on both side.
- Bed mounted on 125mm Dia double tier Castors ( 2 with Brakes)
- 4" Thick Medical Grade Mattress of 40 Density.
- Overall Apprx. Size:-2200L X 900W X 600-800H mm.
- Finish : Epoxy powder coated.

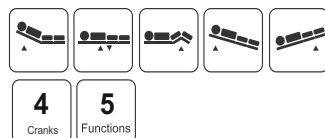
## FIVE FUNCTIONS MANUAL ICU BED



### SV – 101 (M) STANDARD

- Frame work made of strong Rectangular CRCA pipe.
- Four section top made of CRCA sheet.
- Back Rest , Knee Rest , TB , RTB & Hi-Low Position operated with S.S Crank Handles.
- ABS Moulded Head & Foot Panel.
- ABS tuck away safety side railing
- S.S telescopic IV Rod with 4 foldable hooks.
- Provision for Mattress guard & urine bag holder on both side.
- Bed mounted on 125mm Dia double tier Castors ( 2 with Brakes)
- 4" Thick Medical Grade Mattress of 40 Density.
- Overall Apprx. Size:-2200L X 1000W X 600-800H mm.
- Finish : Epoxy powder coated.

## FIVE FUNCTIONS MANUAL ICU BED



### SV – 101 (M) GENERAL

- Frame work made of strong Rectangular CRCA pipe.
- Four section top made of CRCA sheet.
- Back Rest , Knee Rest, TB, RTB & Hi-Low Position operated with S.S Crank Handles.
- ABS Moulded Head & Foot Panel.
- Collapsible safety side railing
- S.S telescopic IV Rod with 4 foldable hooks.
- Provision for urine bag holder on both side.
- Bed mounted on 125mm Dia double tier Castors ( 2 with Brakes)
- 4" Thick Medical Grade Mattress of 40 Density.
- Overall Apprx. Size:-2200L X 900W X 600-800H mm.
- Finish : Epoxy powder coated.

## TWO FUNCTIONS ELECTRIC FOWLER BED



### SV – 102 (E) STANDARD

- Frame work made of strong Rectangular CRCA pipe.
- Four section top made of CRCA sheet.
- Back Rest & Knee Rest Position operated with hand remote only.
- ABS Head & Foot Panel.
- ABS Tuck away safety side rails.
- S.S telescopic IV Rod with 4 foldable hooks.
- Provision for Mattress guard & urine bag holder on both side.
- Bed mounted on 100mm Dia Castors ( 2 with brakes)
- 4” Thick Medical Grade Mattress of 40 Density.
- Overall Apprx. Size:-2200L X 1000W X 600H mm.
- Finish : Epoxy powder coated.

## TWO FUNCTIONS ELECTRIC FOWLER BED



### SV – 102 (E) GENERAL

- Frame work made of strong Rectangular CRCA pipe.
- Four section top made of CRCA sheet.
- Back Rest & Knee Rest Position operated with hand remote only.
- ABS Head & Foot Panel.
- Collapsible side rails.
- S.S telescopic IV Rod with 4 foldable hooks.
- Provision for urine bag holder on both side.
- Bed mounted on 100mm Dia Tier Castors ( 2 with brakes)
- 4” Thick Medical Grade Mattress of 40 Density.
- Overall Apprx. Size:-2200L X 900W X 600H mm.
- Finish : Epoxy powder coated .

## TWO FUNCTIONS MANUAL FOWLER BED



### SV – 102 (M) STANDARD

- Frame work made of strong Rectangular CRCA pipe.
- Four section top made of CRCA sheet.
- Back Rest & Knee Rest Position operated S.S crank handles.
- ABS Head & Foot Panel.
- ABS Tuck away safety side rails.
- S.S telescopic IV Rod with 4 foldable hooks.
- Provision for Mattress guard & urine bag holder on both side.
- Bed mounted on 100mm Dia Castors ( 2 with brakes)
- 4” Thick Medical Grade Mattress of 40 Density.
- Overall Apprx. Size:-2200L X 1000W X 600H mm.
- Finish : Epoxy powder coated



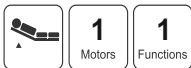
## TWO FUNCTIONS MANUAL FOWLER BED



### SV – 102 (M) GENERAL

- Frame work made of strong Rectangular CRCA pipe.
- Four section top made of CRCA sheet.
- Back Rest & Knee Rest Position operated S.S crank handles.
- ABS Head & Foot Panel.
- Collapsible safety side rails.
- S.S telescopic IV Rod with 4 foldable hooks.
- Provision for urine bag holder on both side.
- Bed mounted on 100mm Dia Castors ( 2 with brakes)
- 4” Thick Medical Grade Mattress of 40 Density.
- Overall Apprx. Size:-2200L X 900W X 600H mm.
- Finish : Epoxy powder coated.

## SINGLE FUNCTIONS ELECTRIC SEMI FOWLER BED



### SV – 103 (E) STANDARD

- Frame work made of strong Rectangular CRCA pipe.
- Two section top made of CRCA sheet.
- Back Rest Position operated with hand remote only.
- ABS Head & Foot Panel.
- ABS Tuck away safety side rails.
- S.S telescopic IV Rod with 4 foldable hooks.
- Provision for Mattress guard & urine bag holder on both side.
- Bed mounted on 100mm Dia Castors ( 2 with brakes)
- 4” Thick Medical Grade Mattress of 40 Density.
- Overall Apprx. Size:-2200L X 1000W X 600H mm.
- Finish : Epoxy powder coated.

## SINGLE FUNCTIONS ELECTRIC SEMI FOWLER BED



### SV – 103 (E) GENERAL

- Frame work made of strong Rectangular CRCA pipe.
- Two section top made of CRCA sheet.
- Back Rest Position operated with hand remote only.
- ABS Head & Foot Panel.
- Collapsible side rails.
- S.S telescopic IV Rod with 4 foldable hooks.
- Provision for urine bag holder on both side.
- Bed mounted on 100mm Dia Tier Castors ( 2 with brakes)
- 4” Thick Medical Grade Mattress of 40 Density.
- Overall Apprx. Size:-2200L X 900W X 600H mm.
- Finish : Epoxy powder coated.

## SINGLE FUNCTIONS MANUAL SEMI FOWLER BED



### SV – 103 (M) STANDARD

- Frame work made of strong Rectangular CRCA pipe.
- Two section top made of CRCA sheet.
- Back Rest Position operated S.S crank handles.
- ABS Head & Foot Panel.
- ABS Tuck away safety side rails.
- S.S telescopic IV Rod with 4 foldable hooks.
- Provision for Mattress guard & urine bag holder on both side.
- Bed mounted on 100mm Dia Castors ( 2 with brakes)
- 4" Thick Medical Grade Mattress of 40 Density.
- Overall Apprx. Size:-2200L X 1000W X 600H mm.
- Finish : Epoxy powder coated.

## SINGLE FUNCTIONS MANUAL SEMI FOWLER BED



### SV – 103 (M) GENERAL

- Frame work made of strong Rectangular CRCA pipe.
- Two section top made of CRCA sheet.
- Back Rest Position operated S.S crank handles.
- ABS Head & Foot Panel.
- Collapsible safety side rails.
- S.S telescopic IV Rod with 4 foldable hooks.
- Provision for urine bag holder on both side.
- Bed mounted on 100mm Dia Castors ( 2 with brakes)
- 4" Thick Medical Grade Mattress of 40 Density.
- Overall Apprx. Size:-2200L X 900W X 600H mm.
- Finish : Epoxy powder coated.

## SINGLE FUNCTION MANUAL FOWLER BED



### SV 103 (M) BASIC-II (SUNMICA PANELS)

- Frame work made of Rectangular M.S. Tube.
- 2 Section Top made of Perforated M.S. Sheet.
- Back Rest Position operated by S.S Crank handle.
- Stainless steel tubular head & foot bows with laminated panels.
- Overall Apprx. Size:-2200L X 825W X 600H mm.
- 4" Thick Medical Grade Mattress of 40 Density.
- Finish : Epoxy powder coated.



## SINGLE FUNCTION MANUAL SEMI-FOWLER BED



### SV 103 (M) BASIC-I (Tubular head & foot bow)

- Frame work made of Rectangular M.S. Tube.
- 2 Section Top made of Perforated M.S. Sheet.
- Back Rest Position operated by S.S Crank handle.
- Tubular head & foot bows of unequal height with vertical bars support.
- Overall Apprx. Size:-2200L X 825W X 600H mm.
- 4" Thick Medical Grade Mattress of 40 Density.
- Finish : Epoxy powder coated.

## THREE FUNCTIONS ELECTRIC BED



### SV 104 (E) (ABS Panels, ABS Side rails)

- Frame work made of strong Rectangular CRCA pipe.
- Four section top made of CRCA sheet.
- Back Rest , Knee Rest & Hi-Low Position operated with hand remote .
- ABS Tuck Away Side Rails
- Collapsible side rails.
- S.S telescopic IV Rod with 4 foldable hooks.
- Bed mounted on 125mm Dia tier Castors ( 2 with brakes)
- Overall Apprx. Size:-2200L X 1000W X 600-800H mm.
- 4" Thick Medical Grade Mattress of 40 Density.
- Finish : Epoxy powder coated.

## THREE FUNCTIONS MANUAL BED



### SV 104 (M) (ABS Panels & S.S Collapsible side rails )

- Frame work made of strong Rectangular CRCA pipe.
- Four section top made of CRCA sheet.
- Back Rest , Knee Rest & Hi-Low Position operated with Crank handle.
- ABS Head & Foot Panel.
- Collapsible side rails.
- S.S telescopic IV Rod with 4 foldable hooks.
- Bed mounted on 125mm Dia tier Castors ( 2 with brakes)
- Overall Apprx. Size:-2200L X 900W X 600-800H mm.
- Finish : Epoxy powder coated.

## HOSPITAL PLAIN BED



### SV 105 DELUXE (ABS Panels)

- Frame work made of rectangular M.S Tube.
- Top made of perforated CRCA MS Sheet.
- ABS moulded Head & foot panels.
- Overall Size:-2200L X 1000W X 600H mm.
- 2" Thick Medical Grade Mattress of 40 Density.
- Finish : Epoxy powder coated
- Overall Apprx. Size:-2200L X 825W X 600H mm.

## HOSPITAL PLAIN BED



### SV 105 STANDARD (Sunmica Panels)

- Frame work made of rectangular M.S Tube.
- Top made of perforated CRCA MS Sheet.
- Mild steel tubular head & foot bows with laminated panels.
- Overall Size : 2200L X 1000W X 600H mm.
- 2" Thick Medical Grade Mattress of 40 Density.
- Finish : Epoxy powder coated
- Overall Apprx. Size:-2200L X 825W X 600H mm.

## HOSPITAL PLAIN BED



### SV 105 GENERAL (Tubular head & foot bows)

- Frame work made of rectangular M.S Tube
- Top made of perforated CRCA MS Sheet.
- Tubular head & foot bows of unequal height with vertical bars support.
- Overall Size : 2200L X 1000W X 600H mm.
- 2" Thick Medical Grade Mattress of 40 Density.
- Finish : Epoxy powder coated.
- Overall Apprx. Size:-2200L X 825W X 600H mm.



## PEDIATRIC BED



### SV 106

- Frame work made of rectangular pipe.
- Top made of perforated CRCA MS Sheet.
- Tubular head & foot bows of unequal height with vertical bars support.
- Drop down type safety side rails.
- Overall Size : 148L X 84W X 46H cms.
- 4" Thick Medical Grade Mattress of 40 Density.
- Finish : Epoxy powder coated.

## ATTENDANT BED



### SV 107 GENERAL

- Frame work made of rectangular M.S Tube.
- Top made of perforated CRCA MS Sheet.
- Mild steel tubular head & foot bows.
- Legs fitted with PVC stumps.
- Overall Apprx. Size:-2200L X 600 W X 600H mm.
- 2" Thick Medical Grade Mattress of 40 Density.
- Finish : Epoxy powder coated

## ATTENDANT BED CUM CHAIR



### SV 107 IMPORTED

- Frame made of CRCA sheet
- 2" high density mattress
- 4 one inches wheel for front panel sliding
- 2 two inches wheel on back for movement
- Equipped with ABS handles
- Overall Size :- 80x21 x 16 inches
- Finish : Epoxy powder coated.

## BABY CRADLE TROLLEY



### SV 108 DELUXE

- Frame made of MS tubular CRCA
- Tubular stand mounted on 100mm dia castors
- Provision for 2no. drawers
- Detachable & Swing type cradle
- 2" high density mattress.
- Finish : Epoxy powder coated.

## BABY CRADLE ON STAND



### SV 108 GENERAL

- Frame made of MS tubular CRCA
- Tubular stand mounted on rubber shoes
- Detachable & Swing type cradle
- Finish : Epoxy powder coated.

## BABY CRADLE IMPORTED



### SV 108 IMPORTED

- Dimension : 870 x 520 x 780-980 mm.
- Hi-low 780-980 mm
- Head upward angle : 0 – 12 degree
- Height adjustable by gas spring
- Easy for move & baby to communicate
- Aluminium Column
- Transparent & Hi-intensity baby basin
- PP cart basis
- Four Silent Wheels with cross brakes, dia 100 mm
- Colour Available : Green, Blue & pink



## BED SIDE LOCKER MEMBRANE .....



### SV 109 DELUXE

- Frame made of CRCA sheet.
- Single drawer & Single Cabinet.
- Top, Drawer & Cabinet is covered with Membrane material
- Membrane top with four sides raise edges
- Mounted on 2" Heavy Duty castors
- Overall size : 40L X 40W X 82H cm
- Finish : Epoxy Powder Coated.

## BED SIDE LOCKER WITH S.S 304 TOP .....



### SV 109 SEMI-DELUXE

- Frame made of CRCA sheet.
- Single drawer & Single Cabinet.
- S.S top with three sides raise edges
- Mounted on 2" Heavy Duty castors
- Overall size : 40L X 40W X 82H cm
- Finish : Epoxy Powder Coated.

## BED SIDE LOCKER WITH S.S 304 TOP .....



### SV 109 GENERAL

- Frame made of CRCA sheet.
- Single cabinet only.
- S.S top with three sides raise edges
- Overall size : 40L X 40W X 82H cm
- Finish : Epoxy Powder Coated.

## ABS BED SIDE LOCKER .....



### SV 109 ABS

- Frame made of Abs plastic
- Light weight
- A Drawer & sliding rack.
- Built in Towel Hanger.
- Cabinet with two shelves.
- Mounted on 2" Heavy Duty castors
- Overall size : 480L X 480W X 760H mm.

## OVER BED TABLE



**SV 110 DELUXE**  
(with Gas Spring Mechanism)

- Frame work made of rectangular S.S 304 pipe.
- Membrane pressed top.
- Height adjusted by pneumatic Gas spring
- Mounted on 2" heavy duty castors.

## OVER BED TABLE



**SV 110 SEMI DELUXE**  
(with Gear Handle)

- Frame work made of rectangular S.S 304 pipe.
- Membrane pressed top.
- Height adjusted by Gear handle
- Mounted on 2" heavy duty castors.

## OVER BED TABLE



**SV 110 STANDARD**  
(with Telescopic Knob system)

- Frame work made of rectangular S.S 304 pipe.
- Membrane pressed top.
- Height adjusted by telescopic knob system
- Mounted on 2" heavy duty castors.

## OVER BED TABLE



**SV 110 GENERAL**  
(U-Type)

- Frame work made of tubular pipe
- Membrane pressed top.
- Height is fixed.
- Mounted on 2" heavy duty castors.

## VISITOR STOOL / BED SIDE STOOL



### SV 111

- Frame made of S.S 304
- Overall size:- 12L X 12W X 20H inches.
- Legs with rubber stumps.
- Finish :- epoxy powder coated
- Also available in M.S Powder coated.

## REVOLVING STOOL WITH S.S TOP



### SV 112

- Frame made of S.S 304
- Fitted with S.S ring for strength & foot rest
- Four Legs S.S Tubular constructions.
- Height adjustable from 45 – 68 cms.
- S.S revolving top
- Also available in M.S powder coated.

## REVOLVING STOOL WITH COUSHION TOP



### SV 113

- Frame made of S.S 304
- Fitted with S.S ring for strength & foot rest
- Four Legs S.S Tubular constructions.
- Height adjustable from 45 – 68 cms.
- Top covered with high density cushion mattress.
- Also available in M.S powder coated.

## REVOLVING STOOL WITH BACKREST



### SV 113 PREMIUM

- Frame made of S.S 304
- Fitted with S.S ring for strength & foot rest
- Four Legs S.S Tubular constructions.
- Height adjustable from 45 – 68 cms.
- Top covered with high density cushion mattress.
- Also available in M.S powder coated.



## MODULAR CRASH CART



### SV 114 (M)

- Frame made of M.S sheet.
- Top made of S.S 304 sheet
- Five drawers of different size with utility boxes of different sizes & partitions with central locking
- Four swivel castors, 125mm dia. (2 with brakes)
- Complete with M.S oxygen cylinder holder, S.S iv rod, S.S side handles, Spine board, Sliding board.
- Optional Accessories : Monitor frame stand, Power extension & plug.

## ANEASTHESIA ABS CART



### SV 114 (AM)

- Complete made of Abs plastic
- Five drawers of different sizes with central locking
- Four swivel castors, 125mm dia (2 with brakes)
- Sliding tray , Syringe destroyer , Two dustbins & basket.
- Aneasthesia Tilt bins at top.

## ABS MODULAR CRASH CART



### SV 114 ABS

- Complete made of Abs plastic.
- Five drawers of different size with central locking
- Four swivel castors, 125mm dia. (2 with brakes)
- Sliding tray with defab./Monitor stand , file holder , two dustbins & syringe destroyer.
- on back side spine board with power extension plug & cylinder holder.

## CRASH CART S.S 304



### SV 114 S.S

- Stainless Steel 304 tubular frame
- Six removable plastic bins.
- Two centrally lockable polystyrene storage units with three drawers each.
- Four swivel castors, 125mm dia. (2 with brakes)
- S.S 304 oxygen cylinder holder
- S.S 304 iv rod, S.S 304 Top & S.S 304 Shelves

## PATIENT TRANSFER SLIDE



### SV 115 - DELUXE

- Overall approxsize:- 72L X 20W inches.
- Made of German membrane top which is covered by imported fabric .
- Foldable, Light Weight, Unbreakable, Maintenance free, Easy to use & easy to carry
- Reduces risk of back injury of nursing staff.
- Most comfortable for patient.
- Come with a carry bag.

## IV STAND



### SV 116 (S.S Base)

- Stainless Steel tubular construction.
- SS Rectangular tube base with 50mm dia castors.
- SS IV rod with 2 or 4 hook.
- Adjustable height spring loaded



### SV 116 (PU Base)

- Mild Steel tubular construction.
- Five legs plastic/polymer base with 50mm dia castors.
- SS IV rod with 2 or 4 hook.
- Adjustable height spring loaded

## BED SIDE SCREEN 3 FOLDS



### SV 117

- Frame made of S.S tubular pipe in three folds.
- Two outer folds 60cms wide fitted with two castors each side of 5cms dia.
- Middle span 122cms wide with four castors of 5cms dia.
- Supplied with spring wire & curtains.
- Also available in M.S powder coated.

## BED SIDE SCREEN 4 FOLDS



### SV 118

- Frame made of S.S tubular pipe in four folds-each fold of 60cms wide.
- Two outer folds 60cms wide fitted with two castors each side of 5cms dia.
- Two inner folds 60cms wide fitted with two castors each side of 5cms dia.
- Supplied with spring wire & curtains.
- Also available in M.S powder coated

## SINGLE FOOT STEP



### SV 119

- Frame made of S.S 304 sheet & pipe
- Legs with rubber stamps
- Machine pressed parallel lines on step for grip
- Overall approxsize:- 51L X 30W X 23H cms.
- Also available in M.S powder coated.

## DOUBLE FOOT STEP



### SV 120

- Frame made of S.S 304 sheet & pipe
- Legs with rubber stamps
- Machine pressed parallel lines on both step for grip
- Overall approxsize:- 51L X 30W X 45H cms.
- Also available in M.S powder coated.

## S.S 304 SINGLE BOWL STAND



### SV 121

- S.S 304 tubular construction.
- Mounted on 5 legs plastic/ polymer base with 50mm dia castors.
- Stainless steel basin of approx 35cms. Dia

## S.S 304 DOUBLE BOWL STAND



### SV 122

- S.S 304 tubular construction.
- Mounted on 5 legs plastic/ polymer base with 50mm dia castors.
- Two Stainless steel basin of approx 35cms. Dia

## KICK BUCKET WITH S.S BASIN



### SV 123

- S.S 304 tubular construction
- Mounted on 10cms dia, castors
- Stainless Steel Basin



## HAMPER BAG



### SV 124

- S.S 304 tubular construction
- Mounted on 10cms dia castors (2 with brakes)
- Square shape Canvas bag, removable.

## LINEN TROLLEY WITH STORAGE SHELF & BOTH SIDE HAMPER BAGH



### SV 125 DELUXE

- Frame mde of S.S 304 sheet & pipe.
- Three S.S 304 shelf for clean linen with 3 side sheet covering & front with curtain
- S.S top shelf with two equal partition
- Two Hamper bag on both side from dirty linen
- Mounted On 100mm castors Two with brakes.

## LINEN TROLLEY WITH STORAGE SHELF



### SV 125 GENERAL

- S.S 304 tubular construction
- Three shelves with guard railing & solid bottom shelf
- Mounted on 10cms dia castors (2 with brakes)
- Square shape Canvas bag, removable.

## DRUG TROLLEY

## MEDICINE TROLLEY



### SV 126

- Frame made of Stainless Steel 304
- Four polystyrene lockable storage units with three drawers each.
- Four swivel castors, 100mm dia. (2 with brakes)
- S.S 304 handle on left side for better movement.
- S.S 304 Top with raised edges .

### SV 127

- Frame made of S.S 304
- Structure with 24nos. Small hand bins & 12 nos. Big hand bins.
- One S.S 304 tray on top & shelf at bottom
- Mounted on four swivel castors (2 with brakes)
- Overall approxsize:- 67L X 46W X 153H cms.



## INSTRUMENT TROLLEY



**SV 128**

- Frame made of S.S 304
- Mounted on 125mm castors (2 with brakes)
- Two S.S 304 Shelves.
- Four side guard railing on both shelf
- Overall size:- 24L X 36W X 35h inches.

## MAYO'S TROLLEY



**SV 129**

**(Height adjusted by single gear)**

- Frame made of S.S 304
- S.S 304 heavy gauge Tray fitted on top with raised edges.
- Imported Single pillar gear mechanism.
- S.S single gear handle on one side.
- H-type base, mounted on 5 inches wheels (2 with brakes)
- Overall approxsize:- 550L x 400W x 750-1200H mm.

## MAYO'S TROLLEY OVER HEAD TYPE



**SV 130**

**(Height adjusted by double gear)**

- Frame made of S.S 304
- S.S 304 heavy gauge Tray fitted on top with raised edges.
- Imported Double pillar gear mechanism.
- S.S double gear handle on both side.
- Over head type, mounted on 5 inches wheels (2 with brakes)
- Tray Size - 30" x 48"

## STAINLESS STEEL DRESSING TROLLEY



**SV 131**

- Frame made of S.S 304
- Mounted on 125mm castors (2 with brakes)
- Two S.S 304 Shelves.
- Complete with S.S Bowl & Bucket.
- Four side guard railing on both shelf
- Overall size:- 20L X 30W X 35H inches.

## STRETCHER ON TROLLEY M.S, POWDER COATED



### SV I32 STANDARD

- M.S tubular construction with MS removable stretcher
- M.S handles on head-foot side of stretcher.
- Mounted on 100mm dia castors ( 2 with brakes)
- Finish Epoxy powder coated.
- Overall size : 213L X 56W X 81H cms.

## STRETCHER ON TROLLEY S.S. 304



### SV I33 DELUXE

#### (Side rails, Mattress, Telescopic IV & Cylinder case)

- S.S tubular construction with S.S removable stretcher
- Both side IV attachment with one telescopic S.S IV four hook rod.
- S.S handles on head-foot side of stretcher.
- Complete with S.S side rails , Medical grade mattress & S.S oxygen cylinder case .
- Mounted on 200mm dia castors ( 2 with brakes)
- Overall size:- 213L X 56W X 81H cms.

## STRETCHER ON TROLLEY WITH BACK-REST



### SV-I33 PREMIUM

#### (BACK-REST ADJUSTABLE WITH COMPLETE ACCESSORIES)

- S.S tubular construction with S.S removable stretcher
- Back-rest adjustable on s.s rachet system.
- S.S handles on head-foot side of stretcher.
- Complete with S.S side rails , Medical grade mattress & S.S oxygen cylinder case .
- Mounted on 200mm dia castors ( 2 with brakes)
- Overall size:- 213L X 56W X 81H cms.



## LUXURY PATIENT TROLLEY



### SV-134

- Frame work made of strong Rectangular CRCA pipe.
- Two Section Top made of CRCA Sheet.
- Back-Rest & Hi-Low Position Operated With Crank Handles.
- S.S Handles for easy grip at head & foot side.
- Collapsible side rails for Patient Safety.
- Trolley Mounted on 150mm Dia Castors (2 with Brakes)
- Two fold Medical Grade Mattress 40 Density.
- S.S Telescopic I.V Rod with 4 Foldable Hooks.

## EMERGENCY & RECOVERY TROLLEY HYDRAULIC



### SV 135

- Two section Radiolucent Top
- Frame made of rectangular MS pipes.
- Height adjusted by foot operated hydraulic pump from 660mm to 860 mm
- Gas spring assisted for T.B. & R.T.B. Position.
- Backrest raised on ratchet.
- Complete with corner buffers, S.S 304 handles, Telescopic IV rod with 4 foldable hooks, Oxygen cylinder case.
- Collapsible S.S side rails.
- Mounted on 125mm dia, castors (2 with brakes)
- Two fold medical grade mattress 40 density.
- Overall approx Size :- 210L X 65W cms.
- Finish : Epoxy powder coated

## EMERGENCY & RECOVERY TROLLEY ELECTRIC



### SV 135 (E)

- Frame work made of Rectangular M.S. Tube.
- 4 Section Top made of Perforated M.S. Sheet.
- Back Rest , Knee Rest , TB , RTB & Hi-Low Position operated with cable remote control & Nurse Panel
- S.S 304 solid tubular handles on head-foot side for easy movement
- S.S Collapsible side rails
- Nursing Control panel which operate all functions with CPR & lock positions of bed .
- Mounted on 125mm Dia Castors ( 2 with breaks)
- S.S IV Rod of 4 foldable hooks with four locations
- Overall Size :-2000L X 700W X 600-800Hmm.
- PU made base cover to protect from dust .
- Finish : Epoxy powder coated .

## LDR BED / LABOUR DELIVERY ROOM BED ELECTRIC



### SV I36 (E) DELUXE

- Frame work made of Rectangular M.S. Tube.
- 3 Section Radiolucent top .
- Top covered with 2" thick 40 density mattress.
- Trendlenburg / Reverse Trendlenburg, Backrest & Height positions adjustable through electric actuator system cable remote.
- ABS tuck away safety side railing are provided on 2side of bed.
- ABS head foot panel .
- Leg end section can slide under the main section.
- Provided with pair of upholstery lithotomy positions
- Complete with S.S telescopic IV rod, Detachable S.S Tray .
- Mounted on 125mm dia, castors (2 with brakes)
- Overall approxsize : 1900L x 900W x 600-800H mm.
- Finish Epoxy Powder coated.
- Fiber base cover for protection.

## DELIVERY BED MOTORIZED



### SV I36(E) STANDARD

- Overall Size : 1880Lx 900W x 600-800H mm.
- Tubular Frame work mounted on 125 mm dia castor two with brakes.
- Three Section top made of MS pipe with fixed Cushioned mattress.
- Height Adjustment, Back section & Trendlenburg / Reverse Trendlen burg Positions adjustment through electric actuator system.
- Leg end section can slide under the main section.
- Provided with a pair of upholstery lithotomic position.
- SS telescopic IV Rod.
- Detachable SS Tray.
- Provided Three Section Mattress.

## LABOUR DELIVERY ROOM BED HYDRAULIC (LDR BED)



### SV I36(M)

- Overall size : 1900 Lx 900 W x 600-800 H mm
- Tubular frame work mounted on 5" dia castor two with brakes
- Three section top made of M.S. Pipe fitted with CRC Sheet covered with cushioned mattress.
- Trendlenburg / Reverse Trendlenburg positions adjustable through gear mechanism
- ABS tuck away safety side railing are provided on 2 side of the table with detachable head side ABS panel.
- Height adjustment through hydraulic pump
- Back section adjustment through ratchet system
- Leg end section can slide under the main section
- Provided with pair of upholstery Lithotomy positions
- SS telescopic IV Rod
- Detchable S.S. Tray
- Finish : Pretreated Epoxy Powder Coated
- Provided Three Section Mattress

## EXAMINATION GYNAE COUCH



### SV-137 GENERAL

- Overall Approx. Size : 183 cm L x 60 cm W x 76 cm H
- Frame work made of MS CRC tubes.
- Two section cushioned top / two section M.S. powder coated top with perineal cut and mattress.
- Complete with the pair of S.S. lithotomy Rod made of 12 mm S.S Rod.
- Back rest adjustable by Ratchet System.
- Epoxy powder coated finish.

## GYNAE EXAMINATION COUCH



### SV-137 DELUXE

- Frame work made of MS tubes
- Adjustable Back rest by hand lever.
- Two section cushioned top with perineal cut
- Legs fitted on PVC stumps.
- Complete with pair of S.S lithotomy rod made of 12mm S.S rod.
- Overall approxsize:- 72L x 24W x 32H inches.
- Complete with 3 Drawers & 3 Cabinets.
- Finish : Pre-treated & epoxy powder coated

## EXAMINATION COUCH 2 SECTION



### SV I38 STANDARD

- Frame work made of MS tubes
- Adjustable Back rest by Ratchet System.
- Two section cushioned top.
- Legs fitted on PVC stumps.
- Overall approxsize:- 72L x 24W x 32H inches.
- Finish : Pre-treated & epoxy powder coated.



## EXAMINATION COUCH



(A)



(B)

### SV 138 DELUXE

(With Cabinet & Drawer)

- Frame made of MS pipe & sheet.
- Adjustable backrest by gas spring system.
- Two section top covered with medical mattress.
- Provided with three drawers & three cabinets
- Single foot step in powder coated.
- Overall approxsize:- 183L x 50W x 82H cms.
- Finish : Epoxy powder coated.

## ELECTRIC EXAMINATION COUCH



### SV 139

- Frame made of M.S CRCA tube & sheet.
- Two section PU foam Cushion mattress
- Fibre base cover for protection
- H-low & Backrest function operate by hand remote.
- Couch mounted on S.S round base plate legs.

## I.C.U / NURSING TROLLEY



### SV-140

- Frame made of M.S Sheet.
- Top made of S.S. 304 sheet & fitted in incline Position.
- Four Drawers of different size.
- S.S. Sliding Wire Basket at Bottom.
- S.S. Wire Basket File Holder at right side of trolley.
- One S.S. 304 Shelf
- Mounted on 100mm dia heavy duty castors (2 with Brakes)

## FOLDING WHEELCHAIR SEAMLESS



### SV-14I DELUXE

It is not your ordinary steel wheelchair. Compared to other steel wheelchairs, it is 40 percent lighter but 2 X durable. With its seamless elliptical-frame. The performance and appearance is sure to impress. It is designed to challenge the conventional image of steel wheelchairs. The end result is not only stylish but also durable. The seamless elliptical frame achieves this goal by reducing the welding points and rectangular shape of the chair.

- Wheels – 7” / 22”
- Seat Depth – 42 cm
- Seat Width – 18”

## FOLDING WHEELCHAIR CHROME PLATED



### SV-14I SEMI-DELUXE

- Wheel - 24" Spoke Wheel with Push Rim - Maintenance Free Rubber Tubeless Tyre.
- Frame - M.S. Chrome Plated
- Both Side Hand Operated Chrome Plated Brakes
- 8" Castors with P.U. Tubeless Tyre
- Seat & Backrest - Folding Washable
- Extra Breathable Cushion
- Seat Width - 18"
- Armrest - Fixed with Cushioning Foam
- Footrest - P.C. Moulded
- Legrest - Adjustable Zinc Plated

## FOLDING WHEELCHAIR POWDER COATED



### SV-14I STANDARD

- Wheel - 24" Spoke Wheel with Push Rim - Maintenance Free Rubber Tubeless Tyre.
- Frame - M.S. Black Powder Coated.
- Both Side Hand Operated Chrome Plated Brakes.
- 8" Castors with P.U. Tubeless Tyre.
- Seat & Backrest - Folding Washable.
- Extra Breathable Cushion.
- Seat Width - 18"
- Armrest - Fixed with Cushioning Foam.
- Footrest - P.C. Moulded.
- Legrest - Adjustable Zinc Plated.

## FIXED WHEEL CHAIR



### SV-141 GENERAL

- Wheel - 24" Spoke Wheel with Push Rim -Maintenance Free Rubber Tubeless Tyre.
- Frame - M.S. Powder Coated.
- Both Side Hand Operated Chrome Plated Brakes.
- 6" Castors with Rubber Tubeless Tyre.
- Seat & Backrest 2" Cushion Foam with Rexine Seat.
- Seat Width - 18".
- Armrest - Fixed with Cushioning Foam.
- Footrest - P.C. Moulded.
- Legrest - Adjustable Zinc Plated.

## COMMODOE WHEEL CHAIR



### SV 142

- Wheel - 24" Spoke Wheel with Push Rim- Maintenance Free Rubber Tubeless Tyre.
- Frame - M.S. Black Powder Coated
- Both Side Hand Operated Chrome Plated Brakes
- 6" Castors with Rubber Tubeless Tyre
- Seat - 2" Cushion Foam Backrest - Folding Washable
- Extra Breathable Cushion
- U- cut detachable mattress for using commode.
- Seat Width - 18"
- Armrest - Fixed with Cushioning Foam
- Footrest - P.C. Moulded
- Legrest - Adjustable Zinc Plated

## RECLINING COMMODOE WHEEL CHAIR

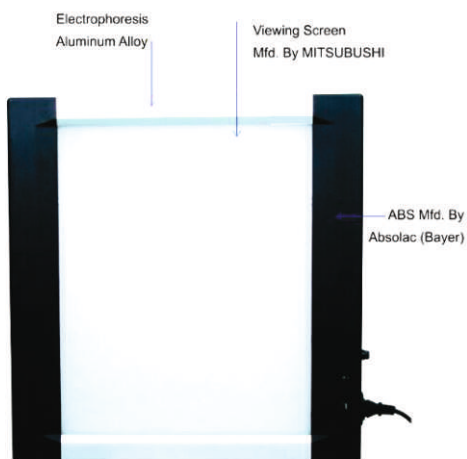


### SV 143


- Wheel - 24" Spoke Wheel with Push Rim -Maintenance Free Rubber Tubeless Tyre.
- Frame - M.S. Chrome Plated
- Recline back rest & elevated legs.
- Both Side Hand Operated Chrome Plated Brakes
- Separate hard plastic seat for using commode.
- 8" Castors with P.U. Tubeless Tyre
- Seat & Backrest - Folding Washable
- Extra Breathable Cushion
- Seat Width - 18"
- Armrest - Fixed with Cushioning Foam
- Footrest - P.C. Moulded
- Legrest - Adjustable Zinc Plated



## LED X-RAY VIEWER



SV I44 A




### SV I44

- Adopt LED light source with life of 50,000 hours
- Without the effect of temperature difference as CCFL, the viewer can lighted as soon turned on.
- With high brightness of more than 4000lux. exclusive for viewing details image freely.
- Light source, layout in equal spaced points, which is more uniform and the uniformity of luminance is above 90%
- Maximum brightness can reach up to 5000cd/m2 which suitable for different density medical films.
- Individual function for each bank.
- The light frequency is above 50kHz, effectively relieves the fatigue of vision.
- The wide power design which fit for the power of different areas, the viewers work well within AC200-250V
- Ultra thin design and the power set inside the viewers, thickness is aprox. 4.5cm, available for desk and wall



SV I44 B



SV I44 C

| MODEL                   | SV I44 A        | SV I44 B        | SV I44 C        |
|-------------------------|-----------------|-----------------|-----------------|
| <b>PARAMETER</b>        |                 |                 |                 |
| Viewing Area (Inch)     | 14"x17"         | 28"x17"         | 42"x17"         |
| External Dimension (mm) | 500x512x47      | 850x512x47      | 1200x512x47     |
| Color Temperature       | >8000K          | >8000K          | >8000K          |
| Light Source            | LED             | LED             | LED             |
| Lamp Life               | 100,000 hours   | 100,000 hours   | 100,000 hours   |
| Power                   | AC100-220V 50Hz | AC100-220V 50Hz | AC100-220V 50Hz |
| Power Supply            | 45W             | 90W             | 135W            |

## NEURO SURGEON CHAIR

### SV I45

(Available In Electric & Hydraulic)



#### Technical Data

- Chair Top Size : Dia 420mm
- Min Height : 460mm
- Max Height : 260mm
- Adjustable Arm Rest
- Heavy Duty Upholstry
- Lockable Wheels
- Comfortable Backrest
- Net Weight : 35 Kgs
- Height adjustment by foot pedals

### SV I45 DELUXE

(Available In Electric)



- Frame Made of S.S 304
- Adjustable Backrest.
- Vertical & Horizontal Adjustable Arm Rest.
- Foot Buttons for Adjusting Height.
- 40 Density cushion Mattress
- 5 Legs S.S Base with heavy Duty Castors.

## SUCTION MACHINE



Vacuum Pump



2500ml PC Jar



Oil Immersed

### SV I46 SUPREME PLUS-SS TOP

Housing : Powder Coated Anti Corrsive MS  
 Jars : Polycarbonate 2x2.5 litres capacity  
 Overflow Protection : Mechanical Type  
 Tubing : Non Collapsible Suction Tubing  
 Vacuum Gauge : 3.0 inch, 0-760 mmHg  
 Filter : Bacterial Filter Autoclavable / Reusable  
 Pump Type : Oil Immersed Rotary Vane  
 Capacity :-710mmHg  $\pm$  10 at 32-35 LPM  
 Noise Level : <50dB A  $\pm$  3 Almost whispers  
 Motor : 1/2 HP, FHP  
 Power : 220/230 V Ac, 50 Hz, 370W  
 RPM : 1440

## SV I46 MINIC



Vacuum Pump



1000ml PC Jar



Oil Free

Housing : Complete ABS (Plastic)  
 Jars : 1000 ml Polycarbonate  
 Overflow Protection : Mechanical Type  
 Tubing : Non Collapsible Suction Tubing  
 Vacuum Gauge : 2.0 inch, 0-760 mmHg  
 Filter : Bacterial Filter Autoclavable  
 Pump Type : Oil Free Rocker Piston Pump  
 Capacity :-600mmHg  $\pm$  10 at 15-20 LPM  
 Noise Level : <50dB A  $\pm$  3 Almost whispers  
 Motor : Shared pole  
 Power : 220/230 V Ac, 50 Hz, 90W  
 Valves : Synthetic Rubber

## PHLEBOTOMY CHAIR / BLOOD SAMPLE CHAIR IMPORTED



### SV 147

- Frame Made of M.S Pipe.
- Adjustable Backrest & Footrest.
- Adjuster Roller at right side for reclining back & elevated legs.
- Cushing Mattress on Back & Seat.
- Complete with Iv Pole & Basket

## PHLEBOTOMY CHAIR / BLOOD SAMPLE CHAIR



### SV 148 DELUXE

- Frame Made of S.S 304.
- 4 " Thick Cushion Mattress At Back & Seat.
- Reclined Fix Posture Frame.
- Adjustable Arm Rest Vertically & Horizontally.
- Special Grouping Mattress For Patient Comfort.
- Mounted On Rubber Shoes.

## ELECTRIC BLOOD DONOR COUCH



### SV 149

- Frame Made of S.S 304 Sheet & Pipe.
- Backrest & Kneerest Function Operate By Hand Remote.
- Adjustable Arm Rest Vertically & Horizontally.
- 4 " Thick Cushion Mattress At Back, Seat & Foot.
- Long Life Mechanical System With Easy Use And Protection Limits Switch.
- Ergonomic And Stylish Designed.
- Comfortable And Right Posture.
- S.S Foot Grip For Height Adjustment.
- Mounted For 100mm Havy Duty Castors , Two With Brakes.

## COMMODE CHAIR WITH ADJUSTABLE HEIGHT



### SV 150

- Frame made of M.S chrome plated
- Detachable Commode Box
- Both Side Abs gripping
- Height Adjustable legs
- Complete Folding Frame

## COMMODE CHAIR FIXED



### SV 151

- Frame Made of M.S powder Coated
- Folding Frame
- Fixed Height

## WALKER



### SV 152

- Frame made of Aluminium
- Foldable frame
- Height Adjustable
- Light Weight



## AMBULANCE STRETCHER



### SV I53

- Light Weight & Strong Structure made up of high quality aluminum alloy.
- The stretcher Mattress is made of soft sponge mattress, which make patient feel comfortable.
- One medical staff can push the trolley onto the ambulance or send to ward.
- When need low position, pull out the safety handle & then press it, the stretcher's height will automatically lower down.
- When destination arrived, pulling out the safety handle, the stretcher's legs will unfold automatically.
- There are the return elastic lock device at both side of the stretcher & the leg parts. Lock tightly when turn up for patient safety, turn down for patients out.
- Pressing the button under the stretcher, the head part will be raised or lowered

#### Dimensions:

- Product Size :  
High position : 1930L x 550W x 850H mm  
Low position : 1900L x 600W x 240H mm
- Angle of the Backrest : 75°
- Packing Size (Ipc) : 1950L x 620W x 260H mm
- N. W. : 40kg
- G.W. : 46kg
- Load Bearing : Less than 159kg

## AMBULANCE STRETCHER CUM WHEELCHAIR



### SV I54

#### Description:

- It is made of high-strength aluminum alloy thick-wall pipes.
- The bed surface is made of foamed cushion and the adjustable back making the wounded feel comfortable. \
- The mechanical foldaway legs are controlled by one handle on one end of the stretcher. And the legs can be folded under the stretcher when loading into the vehicle.
- This type of stretcher is characterized by its being light, durable antiseptic easy for sterilization.
- This stretcher trolley can be converted into a Chair/Wheelchair; the angle of the Chair can be adjusted according to your requirement.
- It is quite suitable to transfer the patients in the limited place Like Small lifts in hospital.

#### Dimensions:

- Product Size :  
High position : 1960L x 550W x 860H mm.  
Low position : 1960L x 550W x 250H mm.
- Angle of the Backrest : 85°
- Packing Size (Ipc) : 1980L x 620W x 260H mm.
- N.W. : 34kg.
- G.W. : 40kg.
- Load Bearing : Less than 159kg.

## LAPAROSCOPIC TROLLEY



### SV 155

- Overall Approx. Size: 800mm. Lx600mm Wx14600mm H
- Four Shelves and one drawers.
- Trolley having two handles.
- The trolley mounted on 125mm dia castors-2 with brakes.
- Finish : Pre-treated and Epoxy Powder Coated.

## TROLLEY FOR OXYGEN CYLINDER



### SV 156

- Frame work made of CRC tube mounted on 10cms/ 15cms castors
- Epoxy powder coated finish. A- for B type cylinder.
- Also available in S.S. 304

## ABS TUCK AWAY RAILING IN 4 PCS



### SV 157

- Made of A.B.S. Material
- Gas Spring Mechanism for Swing Up & Down.

## SURGEON CHAIR



### SV 158

- Cushion Seat & Bskrest
- Height adjustable on pneumatic pump
- Back tilting & locking option.
- 5 legs chrome base structure
- Mounted 50mm castors

## SCOOP STRETCHER



### SV 159

- Made of high-strength aluminum alloy materials.
- Detachable design to transfer fractured and injured patients.
- One hinge device is set in each end of the stretcher used to divide main frame into two pieces.
- Strengthen the patients at original place to reduce the further hurt of the patients.
- Without moving the patient, the operators can draw out the stretcher very easily.
- Adjustable length according to patient's body.
- Equipped with a narrow frame structure of foot.

Dimensions :

- Product Size :  
Maximum : 2100L x 420W x 60H mm.  
Minimum : 1200L x 420W x 90H mm.
- Packing Size (1pc) : 1720L x 470W x 90H mm.
- N.W. : 8.5kg
- O.W. : 10.5kg
- Load Bearing: Less than 159kg.

## SPINE BOARD




### SV 160

- This spine board with safety belts is made of PE material with no discharge contaminator, and firmness to wear.
- This plastic spine board can be used as a floatable device also.
- The structure is allowed X-rays because of its completely translucent.
- It is compatible with most head immobilization devices and strap mechanisms.

Dimensions:

- Product Size : 1840L x 450W x 55H mm.
- Packing Size (1pc): 1860L x 470W x 80H mm.
- N.W. : 7.4kg • G.W. : 9kg
- Load Bearing: Less than 159kg.

## FOLDING STRETCHER



### SV 161

- Unfolded Size: 221 L x 53 W x 15 H cms.
- Folded Size : 110 L x 18 W x 11 H cms.
- Net Wt : 5 kg. • Gross Wt : 6 kg.
- Load Bearing Capacity : 159 kg.
- Also Available in Aluminum

## COLLAPSIBLE RAILINGS



### SV 162

- Made of Aluminium tubes.
- Packing : 1 Pair
- Finish : Epoxy Powder Coated.

**MATTRESS**

**SV 163**

Two section mattress for semi-fowler beds



**SV 164**

Bubble Mattress/Air Mattress



**SV 165**

Four section mattress for fowler/I.C.U. beds



**SV 167**

Motorised Recliner Mattress



**SV 166**

**MATTRESS FOR PLAIN HOSPITAL BED**

10 cms thick, 32/40 density foam mattress covered with deluxe rexine.

**SV 168 (A) BMW DUSTBINS**

**SV 168 (B) WRINGER TROLLEY**





## SURGICAL SCRUB SINK



### SV 169

- Surgical Scrub Sink wall Mounted.
- 2 - Bay Mode out of 16 gauge SS 304 Seamless Welding
- Polished TPO Stain Finish Complete with Jaquare Make Plain Spout
- Imported Ip65 Sealed Photo Electric Sensor Module
- Foot Operated Valve
- Non-Corrosive metal composite pipe system with brass fittings
- Automatic, Thermostatic mixer for mixing of Hot & Cold Water
- Size : L-1600 mm x H - 1386 mm x D - 600 mm
- Manual Elbow operated liquid soap Dispenser 500 ml capacity in SS.

## SV 170 CSSD PASS BOX



CSSD Pass Box is specifically designed that aids in the material transfer without much personnel movement. Furthermore, the CSSD Pass Box also acts as a hindrance for entrance of contaminants in Hospitals and other classified areas.

- Frame made of Complete S.S 304 sheet
- S.S handles & S.S hinges Sensor for both doors
- U.V Tube light & Tuffen Glass

## WORKING/LINEN PACKING TABLE



### SV 171

Add ons Available :

- Drawers
- Cabinets
- Customization As Per Requirements.

## CONTROL & PACKING TABLE



### SV 172

Add ons Available :

- Drawers
- Cabinets
- Customization As Per Requirements.

## CLOSED TROLLEY



### SV 173

Add ons Available :

- Compartments As Per Req,
- Railing On Top
- Non Rusting Wheels
- Customization As Per Requirements.

## SURGICAL DECONTAMINATION/ SOILED SINK



### SV 174

Add ons Available :

- Storage Systems
- Sink Covering Doors
- Storage Shelves
- Air Gun
- Water Gun
- Pressure Water Tap

## WIRE STORAGE SHELF MODULE



### SV 175

Add ons Available :

- Helves
- Sheet/Mesh Type
- Customization as Per Requirements

## FREE STANDING BASKET RACK



### SV 176

Add ons Available :

- AS PER NO. OF BASKETS
- BASKET SLIDING

## MATERIAL TRANSFER TROLLEY



### SV 177

Add ons Available :

- SS 304 Wheels Plain/Brakes
- Customization As Per Requirements.

## TROLLEY



### SV 178

Add ons Available :

- SS 304 Wheels Plain/Brakes
- Various Sizes available
- Customization As Per R

equirements.

## STERILISING / INSTRUMENT TRAYS



### SV 179

## STORAGE CABINET



### SV 180

Add ons Available :

- Horizontal/vertical
- Mobile
- SS Doors
- Customization As Per Requirements.

## SCRUB STATION



### SV 181

Add ons Available :

- Foot Operated / Elbow Operated
- Automatic / Sensor
- Soap Dispenser
- Customization As Per Requirements.



## SS CYLINDER TROLLEY

SV 182



## SS 304 SINK

SV 183



## SS ALMIRA WITH 4 SHELF

SV 184



## SS ALMIRA WITH GLASS DOOR

SV 185



## SS RACK

SV 186



## SS TABLE

SV 187



## SS WIRE RACK

SV 188



## SS WIRE BASKET RACK

SV 189







Believe in Quality

## Sanvin India

Add. : G/f , Back Side Plot At Kh. No-12/5 Village Nangli Sakrawati  
Opp Radha Kishan Dharam Kata Najafgarh , New Delhi -110043  
Mob. : 9313292265, 9911082876, 7289080726  
Email : [sanvinindia@gmail.com](mailto:sanvinindia@gmail.com)  
Web : [www.sanvinindia.com](http://www.sanvinindia.com)